
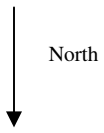


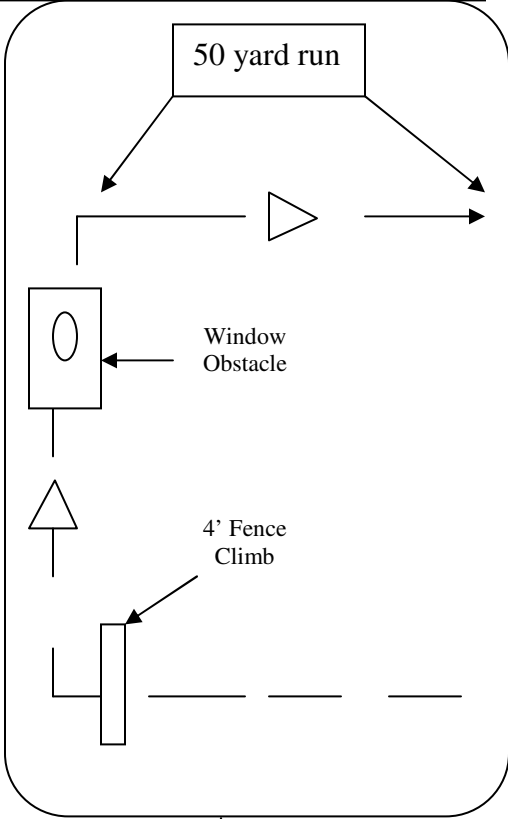
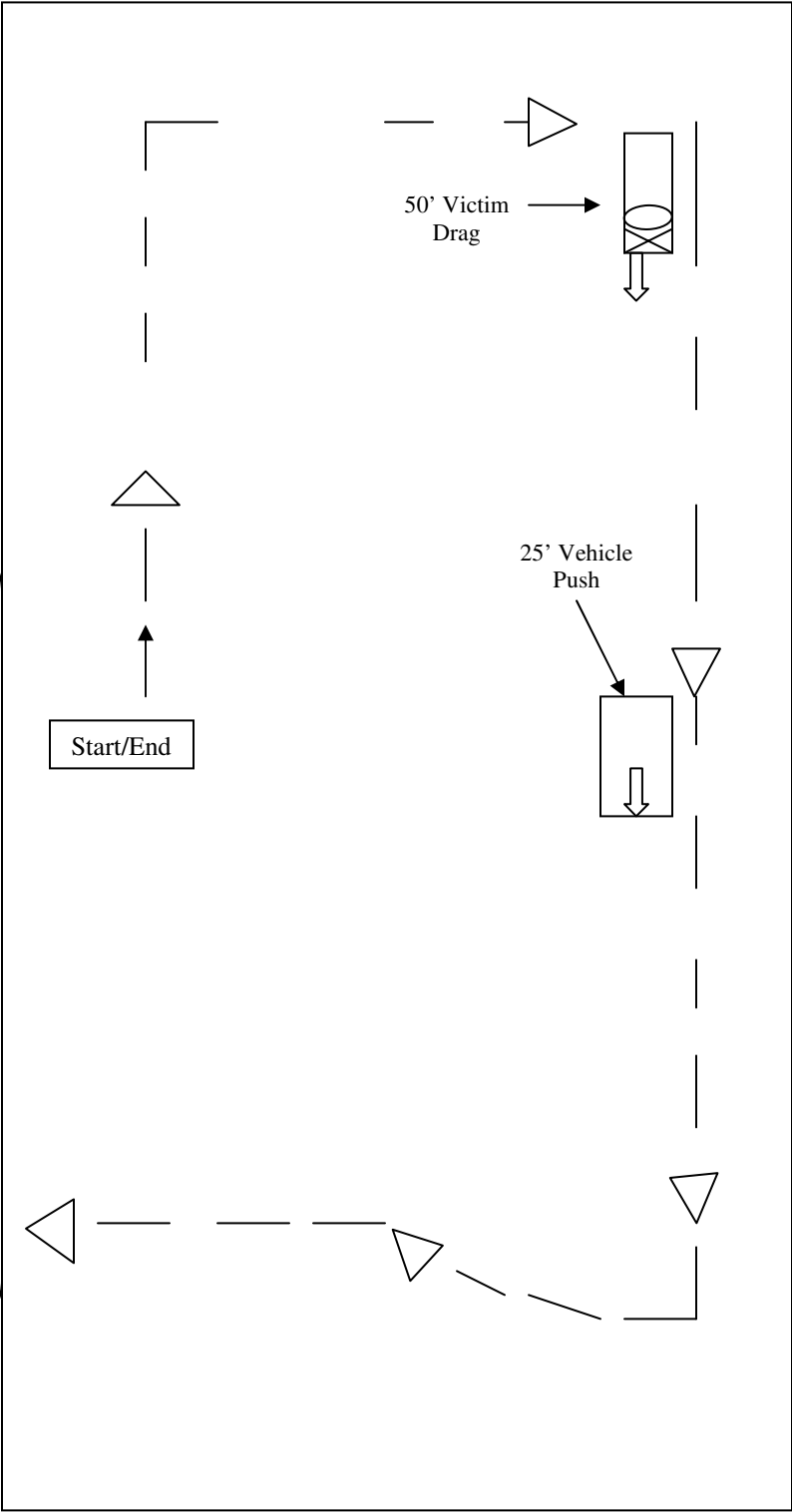
## **Job Task Simulation Course Description**

The job task simulation test will be administered according to the following directions:

- A. This is a timed test. Times are recorded and kept by the Training Officer. It is important to note that the candidate/officer will move continuously by walking or running to each portion of the test. Continuous movement is a required component to successfully pass the test.
- B. A walk-through of the course and explanation of each area will be done for all candidate/officers.
  1. Start at the northeast corner of the Police Department parking lot. Starting point will also be the ending point.
  2. The candidate/officer will move (walk or run) south around the perimeter of the parking lot.
  3. At the south area of the parking lot the officer will do the dummy drag. The candidate/officer will drag the dummy for the length of two parking spaces (when demonstrating, emphasize that they need to squat down, grab the dummy under the arm pit, and lift with their legs.)
  4. The candidate/officer will then move (walk or run) from the dummy drag, around the perimeter of the parking lot, to the west area of the parking lot. A vehicle will be parked with the back bumper at the line of a parking space. Candidate/officers will be pushing the vehicle for the width of four parking spaces. A driver will be in the car with it in neutral and their foot on the brake. When the candidate/officer touches the rear of the car, the driver will release the brake. (The driver should let the car continue to roll out of the way of the candidate/officer.) When the back bumper crosses the fourth parking space line the officer will stop.
  5. The candidate/officer will then move (walk or run) around the perimeter of the parking lot to the north end of the parking lot and continue to the simulated fence obstacle at the north end of the police department building (in the wooded area). The candidate/officer will be required to climb the fence.
  6. The candidate/officer will then move (walk or run) along a path to the window obstacle and maneuver through the window.
  7. The candidate/officer will then exit the window and run at maximum effort a 50-yard distance to the starting/ ending point.



The Police Department  
Parking lot



Open Area North Of  
The Police Department

50' Victim  
Drag

25' Vehicle  
Push

Start/End

50 yard run

Window  
Obstacle

4' Fence  
Climb